



# License Tag Frame Light

[www.911signal.com](http://www.911signal.com)

## Features

- > SAE J595 Class 1 and CA T13 certified
- > 10-33V multi-voltage input
- > Universal fit for all vehicles (sedan, SUV, pick-up truck etc) with a 12"x 6" license tag
- > Water-proof connector provided for easy installation
- > LED modules available in single, split, and dual colors with a steady-burn function
- > Maximum 180° visibility horizontally and 120° vertically
- > Provides full protection to the license tag without obstructing the information on it
- > Frame made from ABS, UV, heat, water and corrosion resistant
- > Full encapsulated LED modules with moisture, vibration and corrosion resistance
- > Operating temperature: -30 to 70°C
- > 5 year warranty

## Flash Patterns

### Single Color

- |                         |                          |
|-------------------------|--------------------------|
| 01 Random (Default)     | 11 Single (All)          |
| 02 Single (Split)       | 12 Double (All)          |
| 03 Double (Split)       | 13 Quad (All)            |
| 04 Quad (Split)         | 14 Quint (All)           |
| 05 Quint (Split)        | 15 Ultra (All)           |
| 06 Ultra (Split)        | 16 Single-Quad (All)     |
| 07 Single-Quad (Split)  | 17 Single-H/L (All)      |
| 08 Single-H/L (Split)   | 18 Steady 2 (California) |
| 09 ECE R65 Single (All) | 19 Steady 4 (All)        |
| 10 ECE R65 Double (All) |                          |

### Dual Color

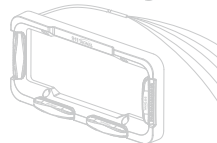
- |                         |                      |
|-------------------------|----------------------|
| 01 Steady 2 (All)       | 07 Double (All)      |
| 02 Steady 4 (All)       | 08 Quad (All)        |
| 03 Random (Default)     | 09 Quint (All)       |
| 04 ECE R65 single (All) | 10 Ultra (All)       |
| 05 ECE R65 double (All) | 11 Single-Quad (All) |
| 06 Single (All)         | 12 Single-H/L (All)  |

## Wiring



### Single Color

- RED - On/Off
- BLACK - GND
- YELLOW - Mode/Reset
- WHITE - Alternation



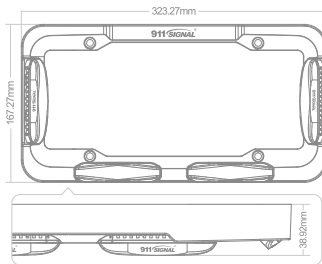
### Dual Color

- BLUE - Color 1 "+"
- RED - Color 2 "+"
- BLACK - GND
- YELLOW - Mode/Reset
- WHITE - Alternation

## Color Sheet of Wire and LED

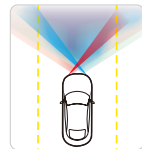
Wire	LED Combinations					
	Opt.1	Opt.2	Opt.3	Opt.4	Opt.5	Opt.6
Blue	○	○	○	●	●	●
Red	●	●	●	○	○	○

## Dimensions



## Specifications

- Mounting: Surface Mount
- Max Power: 36W
- Voltage: 10-33V
- Flash Patterns: 19 (single color) / 12 (dual color)
- LED: 24LEDs for each color



Avoid direct look into the light



**911 SIGNAL**®