

911 *SIGNAL*[®]

F6 LED Lighthouse
Vertical Version 021302
Horizontal Version 021301



Horizontal 021301



Vertical 021302

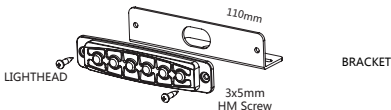


Uneven surfaces
STOP! ! !



NO. 20150702

> MOUNT



> 19 Flash Patterns

1.	Random	(Default)	11.	Single	(All)
2.	Single	(Split)	12.	Double	(All)
3.	Double	(Split)	13.	Quad	(All)
4.	Quad	(Split)	14.	Quint	(All)
5.	Quint	(Split)	15.	Ultra	(All)
6.	Ultra	(Split)	16.	Single - Quad	(All)
7.	Single - Quad	(Split)	17.	Single - H/L	(All)
8.	Single - H/L	(Split)	18.	Steady 2	(California)
9.	ECE R65 Single	(All)	19.	Steady 4	(All)
10.	ECE R65 Double	(All)			

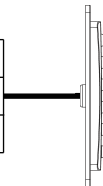
> WIRING

Wire: **RED** ————
For Power supply to + 10-33V DC

Wire: **BLACK** ————
For Ground

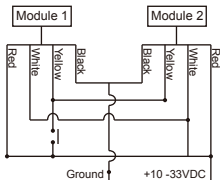
Wire: **YELLOW** ————
For Synchronization & Flash Patterns

Wire: **WHITE** ————
For Simultaneous or Alternating Flash



Note: Flash patterns will be reset when yellow-wire connects to Red-wire more than 3 seconds.

Pattern Synchronization



Pattern Alternately

